

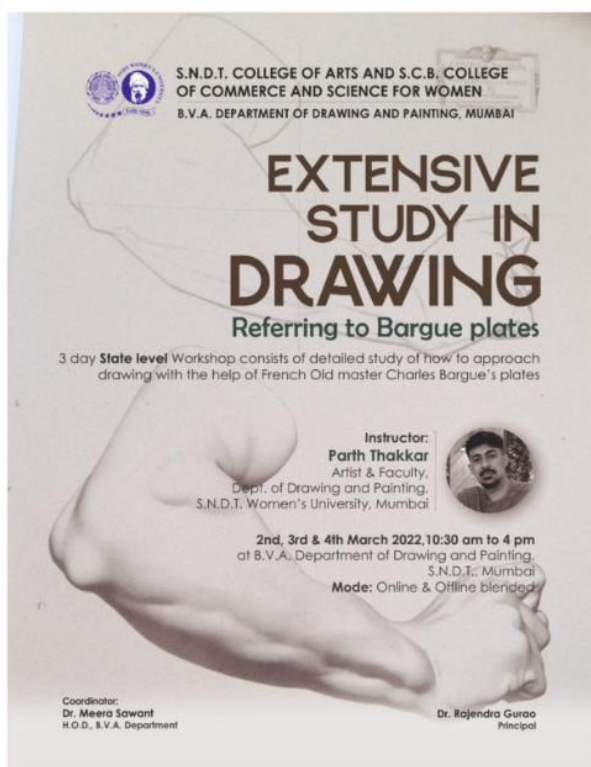
**S.N.D.T. College of Arts and S.C.B. College of Commerce and Science for Women**

**B.V.A. Department of Drawing and Painting**

Departmental Activity Report

3 Days State Level Workshop: Extensive Study in Drawing Referring to Bague Plates

2<sup>nd</sup>, 3<sup>rd</sup> & 4<sup>th</sup> March 2022, 11:00 am to 4:00 pm.



**Summary of 3 Days workshop:**

This workshop was designed to educate Bachelor students about the very famous Drawing course which was an integral part of the curriculum in the 19th century of European Academic education. The course consists of referring to a book called Bague drawing course published by Goupil & Cie. It consists of 195 loose leaf lithographic prints of the exquisite drawing studies made by Charles Bague (French painter, draughtsman, and Lithographer) and his teacher Jean-Léon Gérôme. The technique used by Bague was one of the easiest yet sophisticated enough to match the higher academic standards of realism. It created a new benchmark after the earlier used Bernard Roamin drawing course.

Students gathered at the studio. A formal inauguration was done with lightening of the lamp at 11, by Principal Dr Rajendra Gurao with his valuable presence. H.O.D. Dr. Meera Ma'am has felicitated Principal with a fruit basket and flowers. Guest artist Parth Thakkar was felicitate by Principal. A formal introduction of the workshop given by Professor Suresh Garud Sir, Dr Meera Sawant, H.O.D. of B.V.A. Department spoke about organizing this workshop-Thanked guest artist Parth Thakkar for accepting the invitation-Guest artist started

the presentation. Principal Dr Rajendra Gurao thanked our HOD Dr. Meera Sawant for inviting him to the workshop and congratulated the Department for regularly and successfully organizing State level events where students are benefited. He also spoke to students and asked them about their experiences of the workshop. He wished every students luck.

To make students understand about the contribution of Charles Bargue, his course, and his book from 19th century France. Students who could not join physically, joined from their homes via Zoom meeting. Our faculty Mr. Parth started with the history of Classical realism. He started with explaining how artists in ancient Greece attained the mastery in portraying the human body and its beauty in the form of sculptures like athletes, Greek gods, etc. he progressed with the medieval period where the depiction was more Christian as that was the most Catholic influenced era. The presentation progressed with explaining how Study for drawing was in the Renaissance, Baroque, Neoclassicism and Romanticism where artists studied under a master. To explain the practice of drawing in 19th century the guest artist showed excerpts from the Book of Charles Bargue and some of his famous plates. Our faculty Mr. Parth also gave names of some books to refer as an undergrad student for drawing and human anatomy practice. Students were given a comparatively easy Bargue plate of Ears and feet. They were said to copy the plate maintaining its technique of drawing angles first and then adding curves. faculty Mr. Parth gave corrections and inputs on each and every student who participated. Students who joined from various different cities worked simultaneously at their homes and sent pictures via Whatsapp and corrections and inputs were given by the guest instructor via Zoom meetings and Whatsapp group. On the last day Students finished the drawings-questions answer session was started-Students cleared their doubts in the final session kept for their questions.

*No of Students on day 1:* Online attendance: 24, Offline attendance: 46, *No of faculty:* 8

*No of Students on day 2:* Online attendance: 27, Offline attendance: 35, *No of faculty:* 8

*No of Students on Day 3:* Online attendance: 23, Offline attendance: 27, *No of faculty:* 8

### **Objectives:**

- To inculcate the technique of the masters of an academic era in their art practice.
- To gain a lot of patience while studying Portraiture.
- To improve their ability to look at light and dark shapes differently (which is the foundation to study classical realism).

### **Learning Outcomes:**

- Students got introduced to Sir Charles Bargue and his study on the Bargue plates.

- They even learned about other artists who used this strategy of Bague into their work.
- Students learned the simple method on how to divide the forms and it's light and shadow in a geometrical order.
- Students saw his main technique of drawing by divide everything into simple shapes and for rendering they have to use hatching.
- Student started to understand the technique and used it in their own works.
- They practically got to study Bague which enhanced their drawing skills and improved their viewing perspective too.
- Students practiced whatever they learned on first and second day of workshop.
- They got a complete demonstration on the topic which cleared all their doubts and increased their patience level too.
- It also showed them how can small things make a huge difference in their drawings.
- This workshop was very helpful for them as they got a proper demonstration after 2 years of lockdown on how to enhance drawing with the use to Bague plates.


**Images from event:**























*Demonstration by Instructor Mr. Parth Thakkar, 4<sup>th</sup> March 2022*



*Final picture of demonstration by guest artist Parth Thakkar, 4<sup>th</sup> March 2022*



*Student study done during the workshop, 4<sup>th</sup> March 2022*